

Aerobic Technologies

ATL Analytics

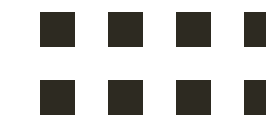


Visit Our Website

www.aerobictechnologies.net

AEROBIC
TECHNOLOGIES

Our aerobic digester machines use a natural, environmentally-friendly process to dispose all your food waste to nutrient-rich grey water that safely goes down the drain.



Introduction to ATL Analytics

ATL Analytics provide real-time food waste data to help hotels manage waste, reduce costs, and improve sustainability.

How It Works

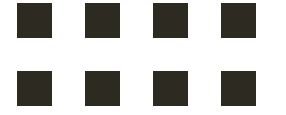
(Real-Time Analytics)

The Process

Food waste is recorded in real-time, categorised, and transmitted to a cloud server.


Data updates every **10 minutes** and is accessed remotely on any device.

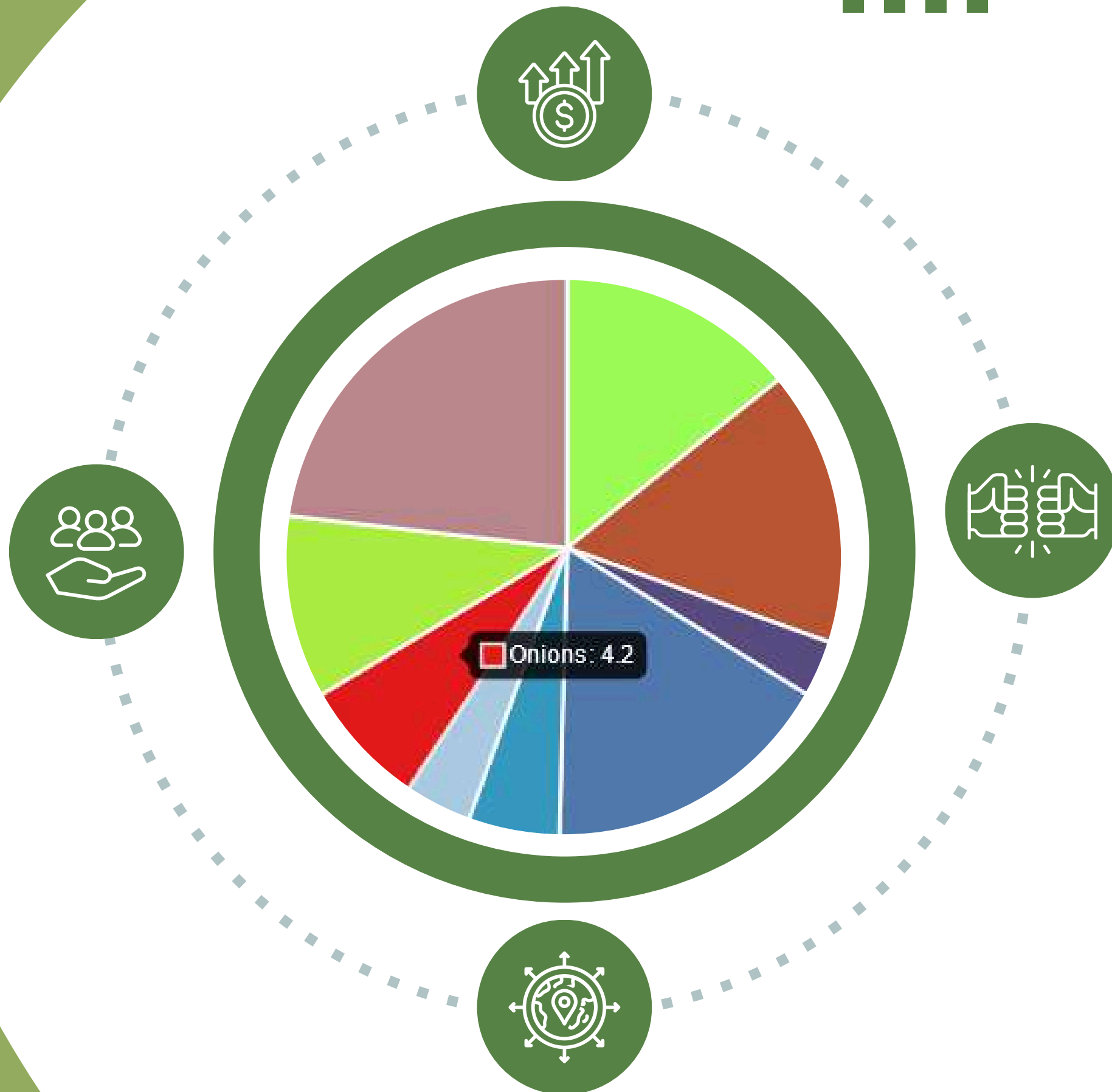





Food Waste Categories

Preparation Waste, Plate Waste, Unserved Meals, Spoilage, etc.





Key Data & Analytics Overview

Real-time monitoring: Waste amounts are recorded continuously throughout the day.

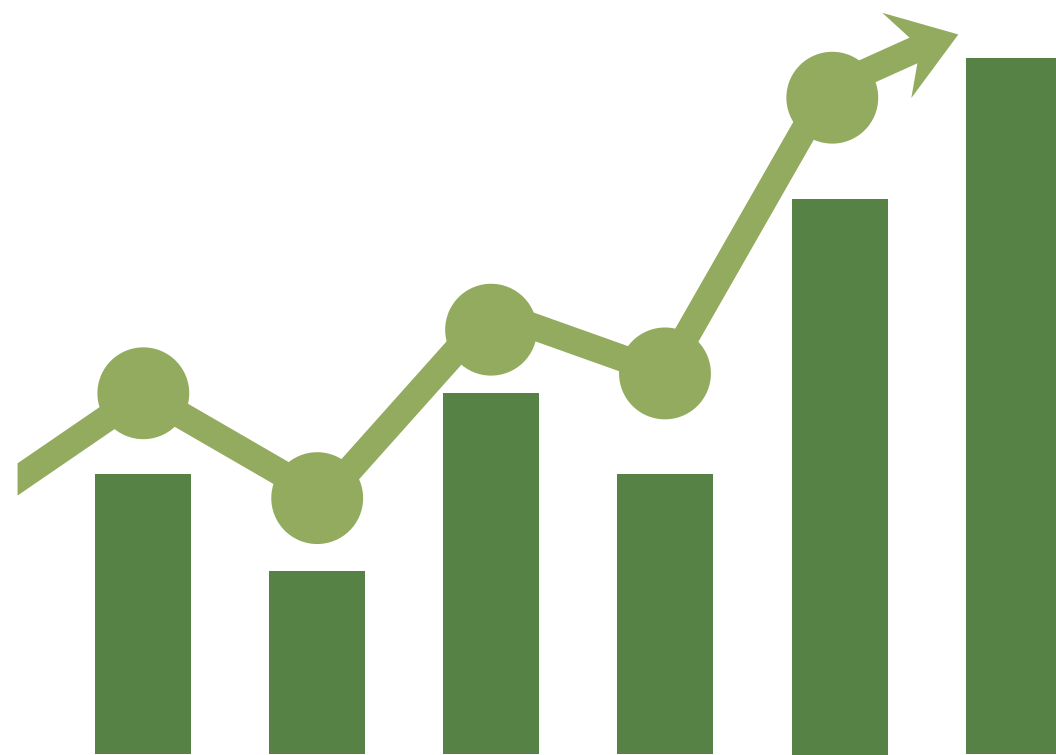
Categorisation: Waste source tracking (kitchen prep areas, served but uneaten meals, plate waste, trolleys, etc.).

Food Type Examples



Comparative Analysis for Hospitality Organisations

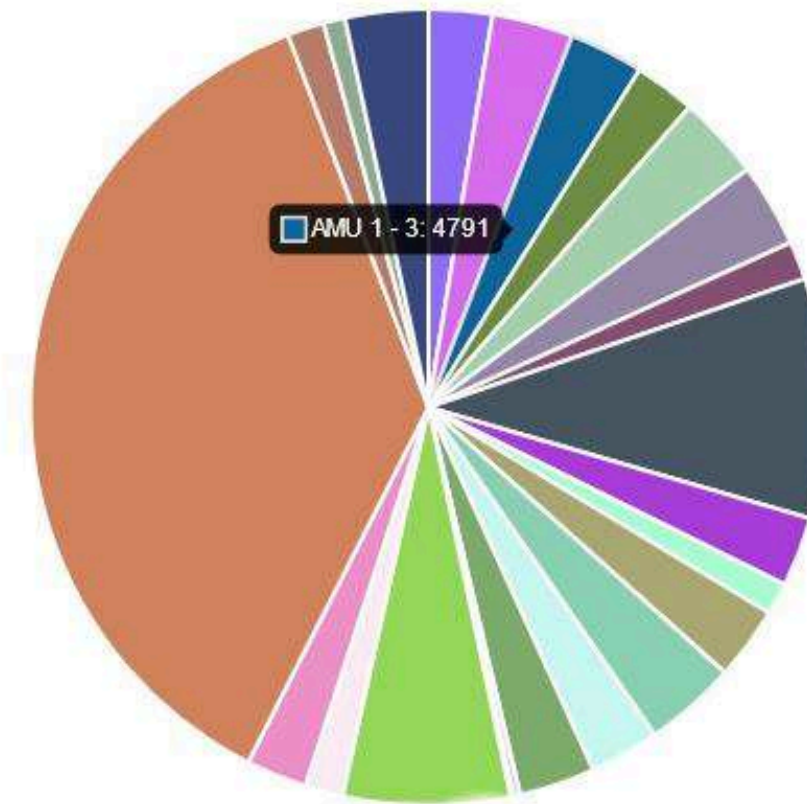

- **Comparison across multiple hotels:**
Waste tracked and compared at different times of the day and presented in multiple formats with site to site comparisons.



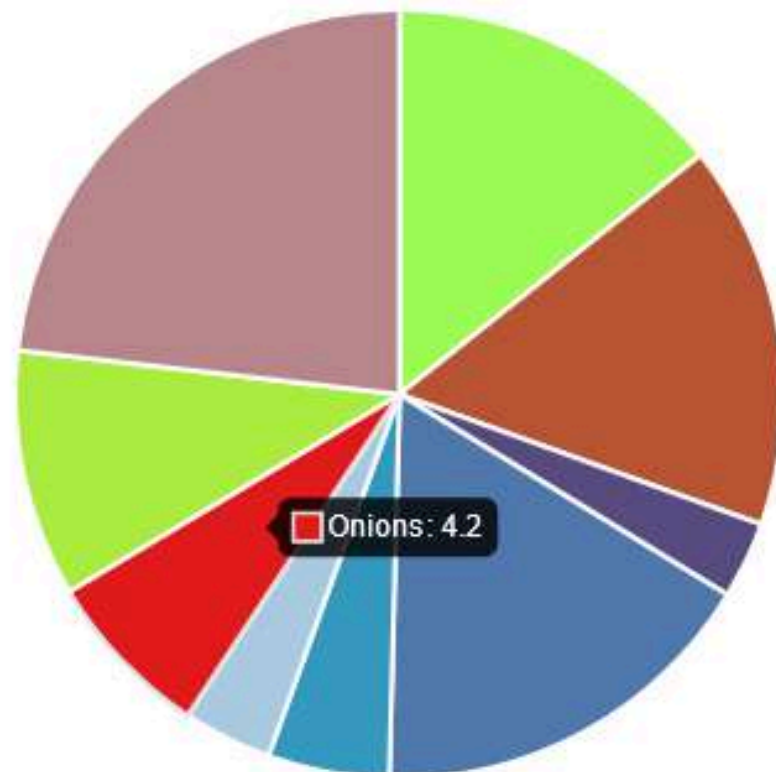
Our Ultimate Solution

Examples of our Waste Report.

ATL Waste Source Examples



ATL Food Type Examples



Our Ultimate Solution

Examples of our Waste Report.

Category	Waste (kg)
Spoilage	1,106.74
Production	4,550.75
Unserved	4,187.79
Served	10,181.73
Total	20,027.01

Examples of our Monthly Waste and Resource Usage Report

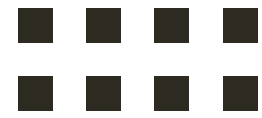
Monthly data

Month	Waste (kg)	Lid	Power (kWh)	Water (l)	Temp (°C)
2025-01	2167.89	1446	80.87	65418	32.5
2024-12	2120.03	1512	80.22	64744	33.1
2024-11	1945.39	1603	77.99	62883	33.8
2024-10	1987.54	1657	81.52	67907	34.8
2024-09	2321.09	1956	88.28	72153	35.4
2024-08	2034.85	1736	77.84	66112	36.2
2024-07	1934.13	1837	77.10	63404	36.2
2024-06	1956.88	2318	65.23	60143	35.7
2024-05	2350.54	2684	64.41	61019	35.7
2024-04	839.65	478	25.12	24752	34.7
2024-03	2273.92	1103	68.07	66152	34.3
2024-02	972.92	397	43.79	27726	27.1
2024-01	2252.43	920	66.78	63635	33.7

Environmental & Cost Impact

Understanding food waste sources reduces costs and environmental impact (waste from cultivation, transport, storage, cooking, disposal, etc).





ATL Analytics empowers hotels with data to reduce waste, cut costs, and drive sustainability.



www.aerobictechnologies.net



Albany House, Claremont Lane,
Esher, Surrey, England, KT10 9FQ

